


NRSE Series
SMD Shielded Tiny Power Inductor
Size 4030



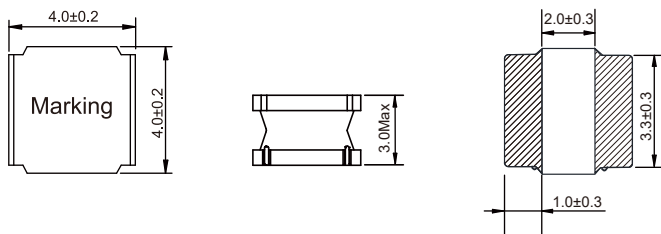
CHARACTERISTICS

- Magnetic resin for higher current and semi-magnetically shielded
- Different sizes from 2mm to 8mm in square shape
- Quantity: 2000pcs

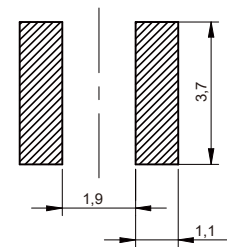
APPLICATION

- DC/DC converter
- LC filter

Dimensions: [mm]



Land Pattern: [mm]



Electrical Properties:

Part No	Inductance @100KHz/0.25V (μ H)	Tolerance	Saturation Current (A)	Temperature Rise Current (A)	DCR \pm 30% (m Ω)
NRSE4030-R47N	0.47	\pm 30%	7.50	4.00	11.0
NRSE4030-R56N	0.56	\pm 30%	6.00	4.00	14.0
NRSE4030-1R0N	1.00	\pm 30%	5.90	3.40	15.0
NRSE4030-1R5N	1.50	\pm 30%	4.85	3.30	25.0
NRSE4030-1R8N	1.80	\pm 30%	4.25	3.20	30.0
NRSE4030-2R2M	2.20	\pm 20%	4.10	2.95	35.0
NRSE4030-3R3M	3.30	\pm 20%	3.30	2.40	40.0
NRSE4030-3R6M	3.60	\pm 20%	3.10	2.30	53.0
NRSE4030-3R9M	3.90	\pm 20%	3.00	2.10	57.0
NRSE4030-4R7M	4.70	\pm 20%	2.90	2.00	60.0
NRSE4030-5R6M	5.60	\pm 20%	2.75	1.95	70.0
NRSE4030-6R8M	6.80	\pm 20%	2.60	1.70	75.0
NRSE4030-7R5M	7.50	\pm 20%	2.20	1.65	90.0
NRSE4030-8R2M	8.20	\pm 20%	2.10	1.60	100
NRSE4030-100M	10.0	\pm 20%	1.95	1.50	115
NRSE4030-120M	12.0	\pm 20%	1.70	1.35	140
NRSE4030-150M	15.0	\pm 20%	1.65	1.15	190
NRSE4030-180M	18.0	\pm 20%	1.40	1.10	215
NRSE4030-220M	22.0	\pm 20%	1.30	1.00	225

Part No	Inductance @100KHz/0.25V (μH)	Tolerance	Saturation Current (A)	Temperature Rise Current (A)	DCR ±30% (mΩ)
NRSE4030-330M	33	±20%	1.10	0.84	330
NRSE4030-470M	47	±20%	0.90	0.72	500
NRSE4030-560M	56	±20%	0.85	0.65	560
NRSE4030-680M	68	±20%	0.75	0.55	750
NRSE4030-820M	82	±20%	0.68	0.50	950
NRSE4030-101M	100	±20%	0.60	0.45	1150
NRSE4030-121M	120	±20%	0.55	0.42	1350
NRSE4030-151M	150	±20%	0.50	0.35	2350
NRSE4030-181M	180	±20%	0.40	0.35	2500
NRSE4030-221M	220	±20%	0.40	0.30	3000
NRSE4030-331M	330	±20%	0.30	0.23	4400
NRSE4030-471M	470	±20%	0.30	0.20	5500

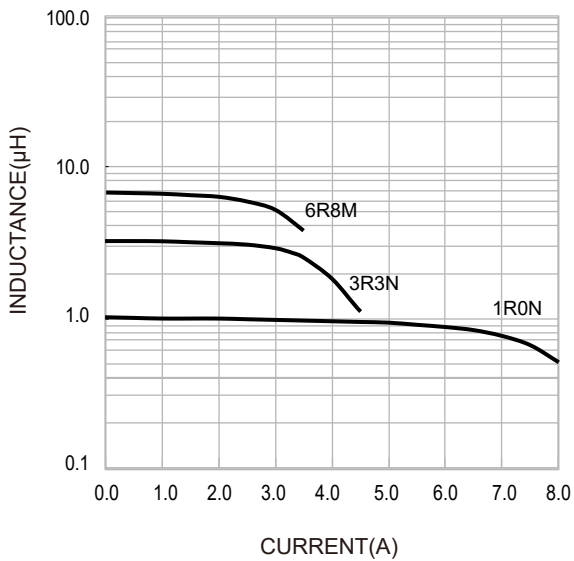
Operating temperature : -40 C ~ +125 C

Temperature rise current: the actual value of DC current when the temperature rise is ΔT40 C

Saturation Current that will cause initial inductance to drop approximately 30%

Typical Electrical Characteristics:

Inductance VS. Current Characteristics:



Temperature Rise VS. Current Characteristics:

