


NRSE Series
SMD Shielded Tiny Power Inductor
Size 4020



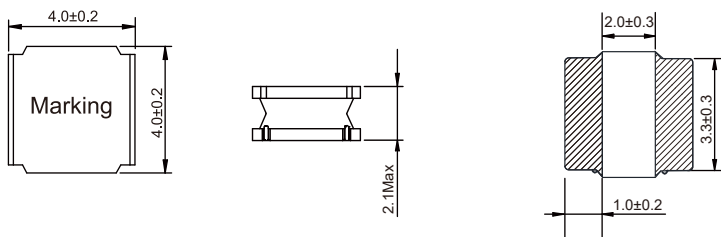
CHARACTERISTICS

- Magnetic resin for higher current and semi-magnetically shielded
- Quantity: 3000pcs

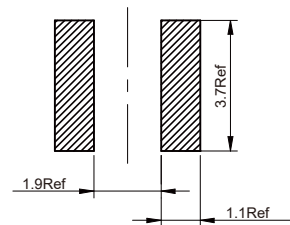
APPLICATION

- DC/DC converter
- LC filter

Dimensions: [mm]



Land Pattern: [mm]



Electrical Properties:

Part No	Inductance @100KHz/0.25V (μH)	Tolerance	Saturation Current (A)	Temperature Rise Current (A)	DCR ±30% (mΩ)
NRSE4020-R33N	0.33	±30%	7.50	3.30	13.0
NRSE4020-R47N	0.47	±30%	7.50	3.30	18.0
NRSE4020-R68N	0.68	±30%	7.00	3.20	24.0
NRSE4020-1R0N	1.00	±30%	5.10	2.15	28.0
NRSE4020-1R2N	1.20	±30%	4.70	2.10	29.0
NRSE4020-1R5N	1.50	±30%	4.45	1.98	35.0
NRSE4020-1R8N	1.80	±30%	4.00	1.90	45.0
NRSE4020-2R2M	2.20	±20%	3.40	1.85	45.0
NRSE4020-2R7M	2.70	±20%	3.30	1.60	53.0
NRSE4020-3R3M	3.30	±20%	3.20	1.40	70.0
NRSE4020-4R7M	4.70	±20%	2.35	1.34	80.0
NRSE4020-5R6M	5.60	±20%	2.20	1.22	95.0
NRSE4020-6R8M	6.80	±20%	2.00	1.04	125
NRSE4020-8R2M	8.20	±20%	1.75	1.00	150
NRSE4020-100M	10.0	±20%	1.60	0.90	165
NRSE4020-120M	12.0	±20%	1.50	0.88	175
NRSE4020-150M	15.0	±20%	1.35	0.77	230

Part No	Inductance @100KHz/0.25V (μH)	Tolerance	Saturation Current (A)	Temperature Rise Current (A)	DCR ±30% (mΩ)
NRSE4020-220M	22	±20%	1.05	0.62	350
NRSE4020-330M	33	±20%	0.85	0.49	500
NRSE4020-470M	47	±20%	0.74	0.44	710
NRSE4020-560M	56	±20%	0.68	0.40	800
NRSE4020-680M	68	±20%	0.60	0.35	1250

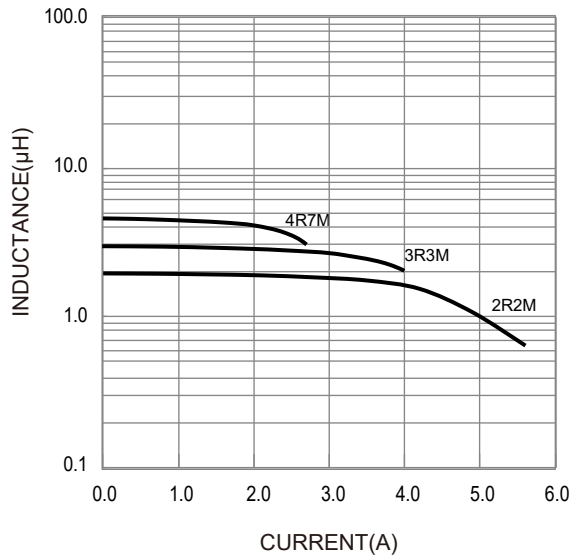
Operating temperature : -40 °C ~ +125 °C

Temperature rise current: the actual value of DC current when the temperature rise is ΔT40 °C

Saturation Current that will cause initial inductance to drop approximately 30%

Typical Electrical Characteristics:

Inductance VS. Current Characteristics:



Temperature Rise VS. Current Characteristics:

