

NRSE Series
SMD Shielded Tiny Power Inductor
Size 2016



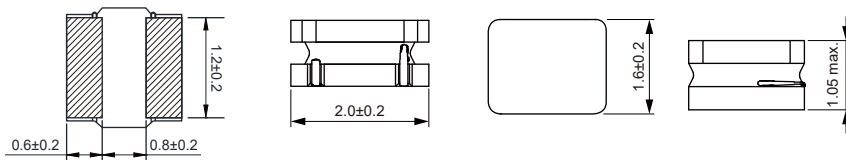
CHARACTERISTICS

- Magnetic resin for higher current and semi-magnetically shielded
- Quantity: 2000pcs

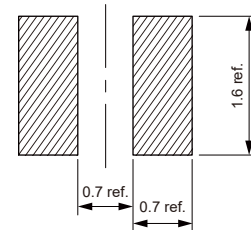
APPLICATION

- DC/DC converter
- LC filter

Dimensions: [mm]



Land Pattern: [mm]



Electrical Properties:

Part No	Inductance @ 1MHz/1V (µH)	Tolerance	Temperature Rise Current Typ. (A)	Temperature Rise Current Max. (A)	Saturation Current Typ. (A)	Saturation Current Max. (A)	DC Resistance Typ. (mΩ)	DC Resistance Max. (mΩ)
NRSE2016-R24M	0.24	±20%	3.10	2.80	4.10	3.70	33.0	40.0
NRSE2016-R33M	0.33	±20%	2.90	2.40	3.70	3.00	41.0	48.0
NRSE2016-R47M	0.47	±20%	2.60	2.30	2.85	2.30	50.0	60.0
NRSE2016-R68M	0.68	±20%	2.20	2.00	2.45	1.95	63.0	76.0
NRSE2016-1R0M	1.00	±20%	1.60	1.45	1.85	1.65	96.0	114
NRSE2016-1R5M	1.50	±20%	1.20	1.10	1.65	1.35	145	174
NRSE2016-2R2M	2.20	±20%	1.15	1.05	1.45	1.20	215	265
NRSE2016-3R3M	3.30	±20%	0.95	0.85	1.20	1.00	290	345
NRSE2016-4R7M	4.70	±20%	0.80	0.70	0.90	0.75	400	480
NRSE2016-6R8M	6.80	±20%	0.60	0.55	0.85	0.70	610	800
NRSE2016-8R2M	8.20	±20%	0.60	0.53	0.78	0.68	730	940
NRSE2016-100M	10.0	±20%	0.60	0.50	0.70	0.65	800	1000
NRSE2016-120M	12.0	±20%	0.42	0.36	0.70	0.62	1100	1430
NRSE2016-150M	15.0	±20%	0.38	0.30	0.56	0.50	1300	1700
NRSE2016-220M	22.0	±20%	0.36	0.30	0.38	0.32	1400	1700

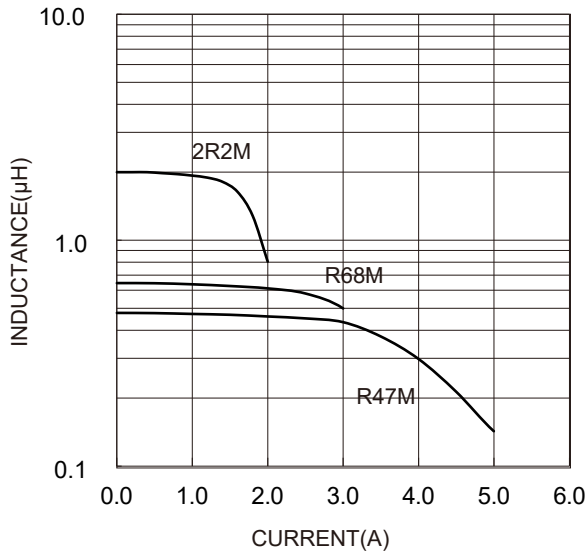
Operating temperature : -40 °C ~ +125 °C

Temperature rise current: the actual value of DC current when the temperature rise is ΔT40 °C

Saturation Current that will cause initial inductance to drop approximately 30%

Typical Electrical Characteristics:

Inductance VS DC Current Characteristics:



Temp. Rise VS DC Current Characteristics:

