

**FHC Series**  
**SMD Flat Wire High Current Inductor**  
**Size 1365**



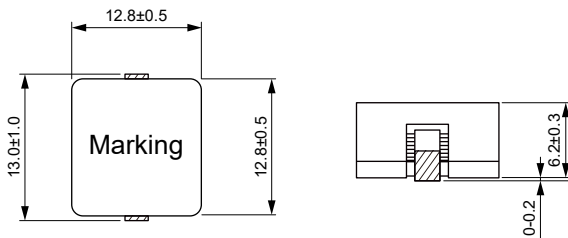
**CHARACTERISTICS**

- Low Rdc with flat wire design
- Low cooper losses at high frequency
- Magnetic shielded structure
- Quantity: 400pcs

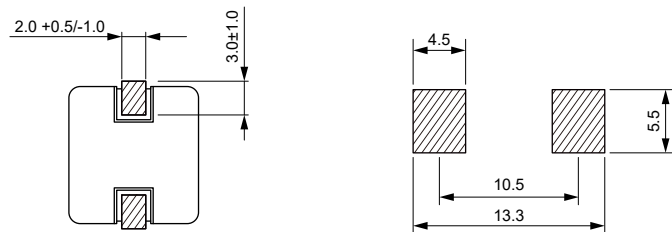
**APPLICATION**

- High current DC/DC converter
- LC filter

**Dimensions: [mm]**



**Land Pattern: [mm]**



**Electrical Properties:**

Part No	Inductance (μH)	Tolerance	Temperature Rise Current (A)	Saturation Current (A)	DC Resistance Typ. (mΩ)	DC Resistance Max. (mΩ)
FHC1365-R20M	0.20	±20%	32.0	65.0	0.35	0.40
FHC1365-R47M	0.47	±20%	30.0	50.0	0.67	0.85
FHC1365-R82M	0.82	±20%	27.0	35.0	0.90	1.10
FHC1365-1R3M	1.30	±20%	25.0	25.0	1.80	2.00
FHC1365-2R0M	2.00	±20%	23.0	22.0	2.60	2.90
FHC1365-2R8M	2.80	±20%	20.0	17.5	3.30	3.60
FHC1365-3R7M	3.70	±20%	17.0	16.0	4.90	5.40
FHC1365-4R7M	4.70	±20%	13.0	15.0	7.00	7.70
FHC1365-6R0M	6.00	±20%	12.0	14.0	8.40	9.20
FHC1365-7R3M	7.30	±20%	13.0	12.0	5.90	6.50
FHC1365-9R2M	9.20	±20%	12.0	10.5	7.80	8.60
FHC1365-110M	11.0	±20%	11.0	9.50	9.10	10.0
FHC1365-130M	13.0	±20%	10.0	9.00	11.2	12.3

Part No	Inductance (μH)	Tolerance	Temperature Rise Current (A)	Saturation Current (A)	DC Resistance Typ. (mΩ)	DC Resistance Max. (mΩ)
FHC1365-150M	15.0	±20%	9.00	8.00	14.8	16.3
FHC1365-180M	18.0	±20%	7.50	7.50	22.0	24.2
FHC1365-220M	22.0	±20%	6.00	6.50	24.7	27.2
FHC1365-330M	33.0	±20%	5.50	5.50	30.5	33.6

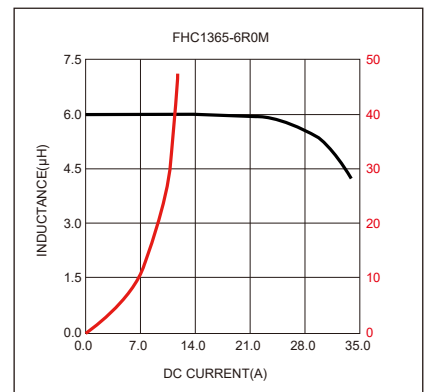
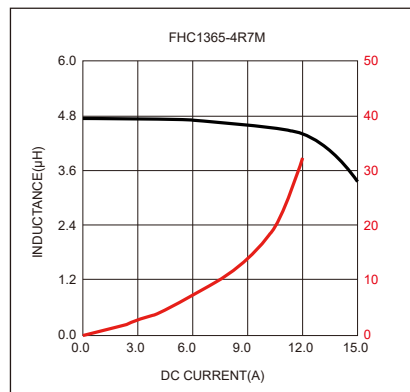
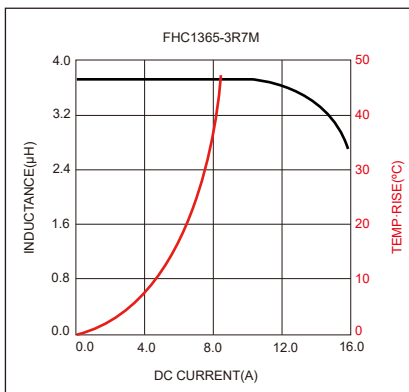
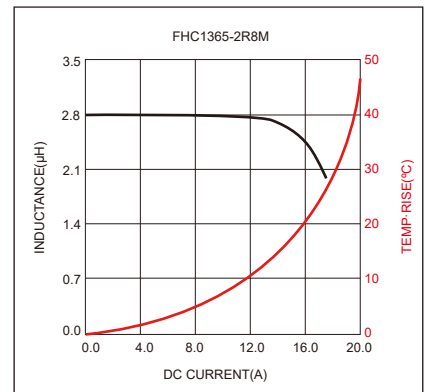
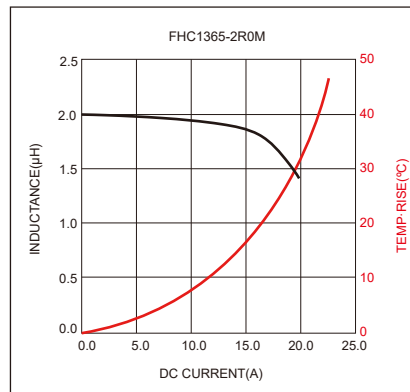
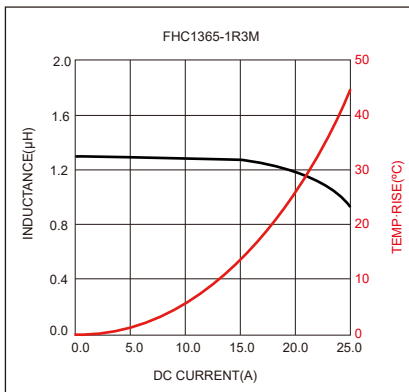
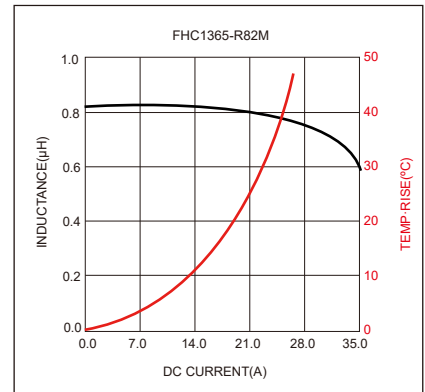
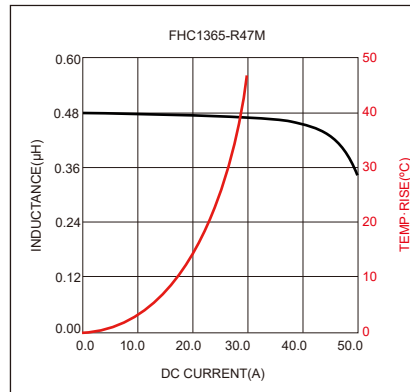
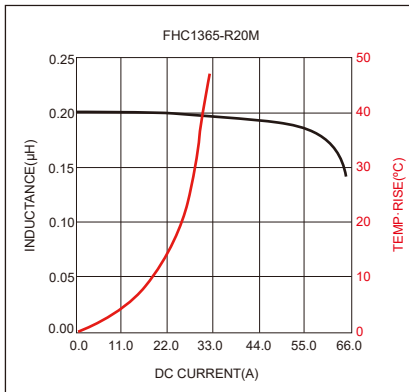
Test Frequency : Inductance : 100KHz /0.1V.

Operating Temperature : -40 °C to +125 °C

Temperature Rise Current: the actual value of DC current when the temperature rise is ΔT50 °C

Saturation Current that will cause initial inductance to drop approximately 30%

### Typical Electrical Characteristics:



Typical Electrical Characteristics:

