


BCMA Series

Common Mode Filters For Automotive Power Line Size 4520



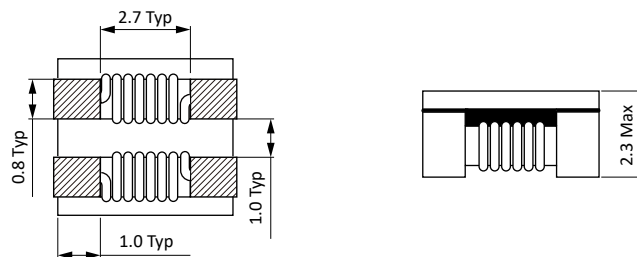
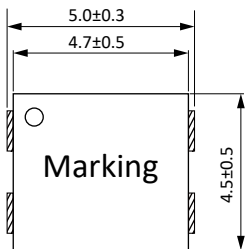
FEATURES

- High common mode impedance at high frequency cause excellent noise suppression performance
- Designed to be low profile and Supports large currents (up to 6 A)
- Operating temperature range: -40 to +125°C(including self-temperature rise)
- AEC-Q200 qualified
- Quantity: 1000pcs

APPLICATION

- Headlamps, tail lamps and interior lighting
- HVAC
- Doors, window lift and seat control
- Audio subsystem
- Digital instrument cluster
- In-Vehicle Infotainment and navigation

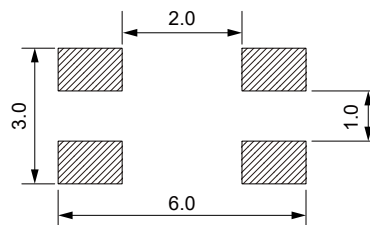
Dimensions: [mm]



Schematic:



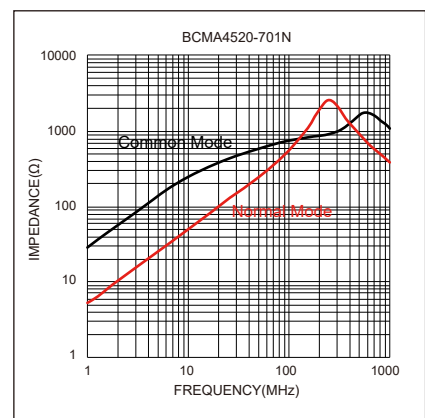
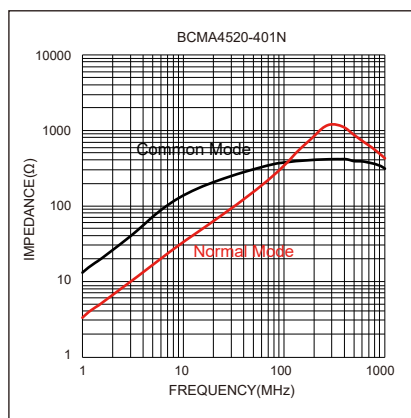
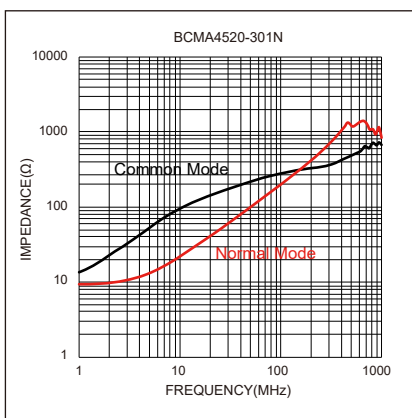
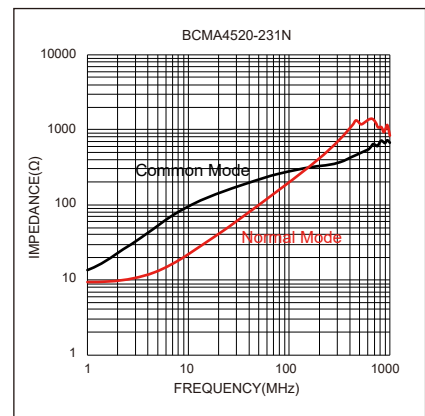
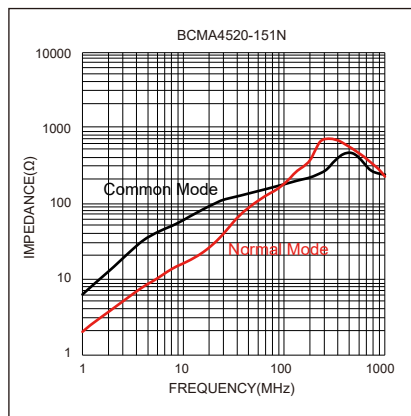
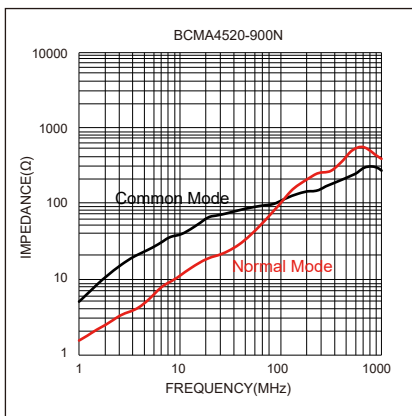
Land Pattern: [mm]

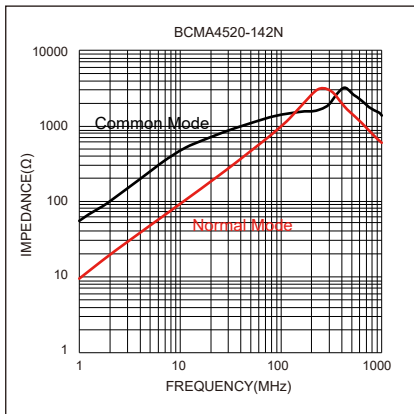
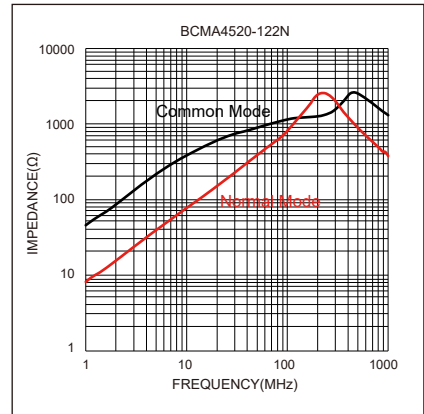
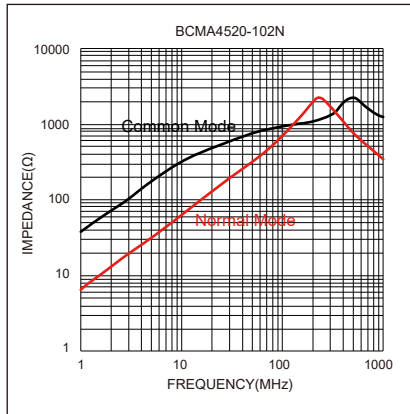
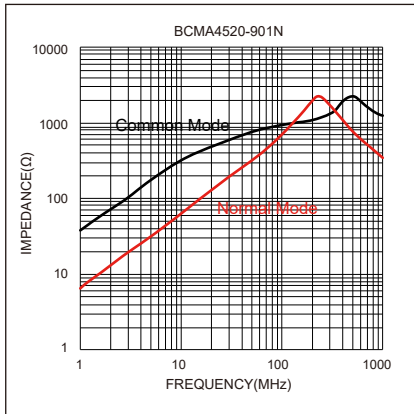


Electrical Properties:

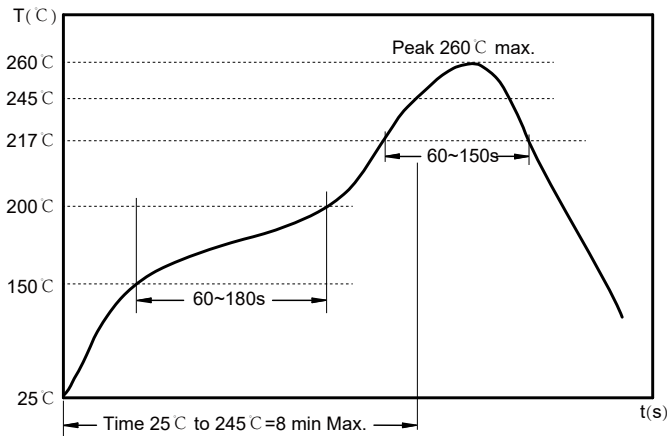
Part No	Impedance @ 100 MHz Min. (Ω)	Impedance @ 100 MHz Typ. (Ω)	DC Resistance Max. (mΩ)	Rated Current Max. (A)	Rated Volt Max. (V)	IR Min. (MΩ)
BCMA4520-900N	60	90	35	3.2	125	10
BCMA4520-151N	90	150	40	3.1	125	10
BCMA4520-231N	180	230	45	3.0	125	10
BCMA4520-301N	200	300	45	3.0	125	10
BCMA4520-401N	300	400	50	2.5	125	10
BCMA4520-701N	500	700	59	2.2	125	10
BCMA4520-901N	650	900	68	2.1	125	10
BCMA4520-102N	800	1000	68	2.1	125	10
BCMA4520-122N	1000	1200	74	2.0	125	10
BCMA4520-142N	1200	1400	81	1.9	125	10

Typical Electrical Characteristics:





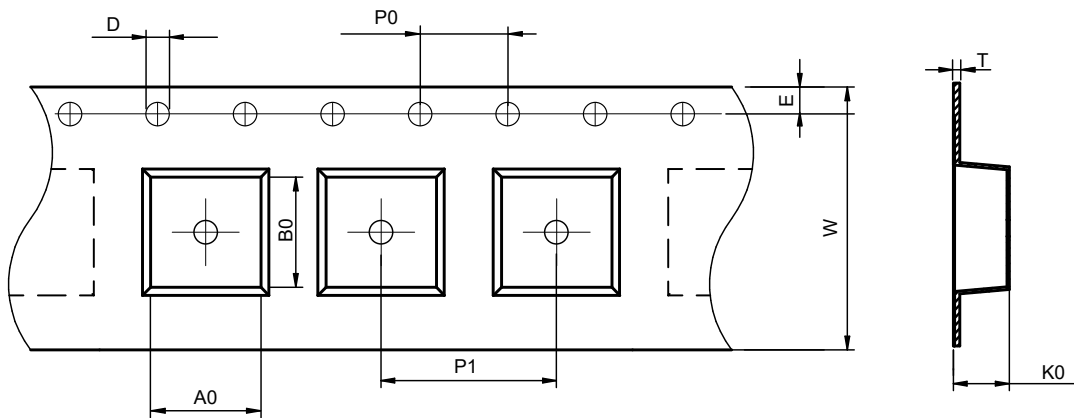
Soldering Reflow:



Preheat condition: 150 ~200 °C / 60~180 sec.
 Allowed time above 217 °C : 60~150 sec.
 Max temperature: 260 °C .
 Max time at max temperature: 10 sec.
 Allowed Reflow time: 3x max.

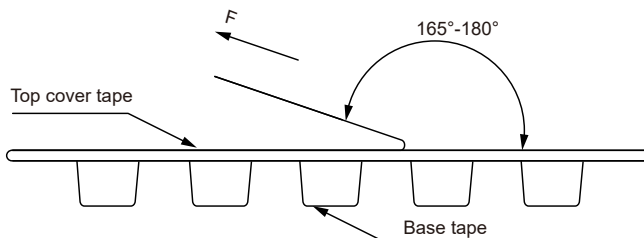
Packaging Information:

Tape Dimension :



Series	A0 (mm)	B0 (mm)	D (mm)	P0 (mm)	P1 (mm)	W (mm)	K0 (mm)	E (mm)	T (mm)
BCMA4520	4.8±0.1	5.4±0.1	1.5±0.1	4.0±0.1	8.0±0.1	12.0±0.3	2.3±0.1	1.75±0.1	0.35±0.05

Peel force of top cover tape:

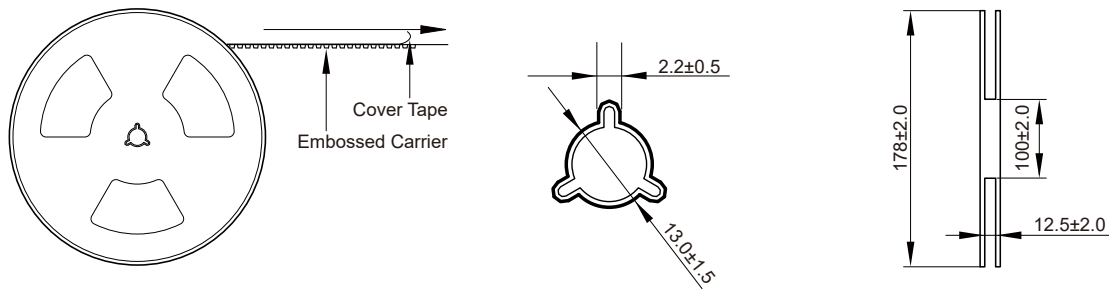


The peel force of top cover tape shall be between 0.10 to 1.17 N

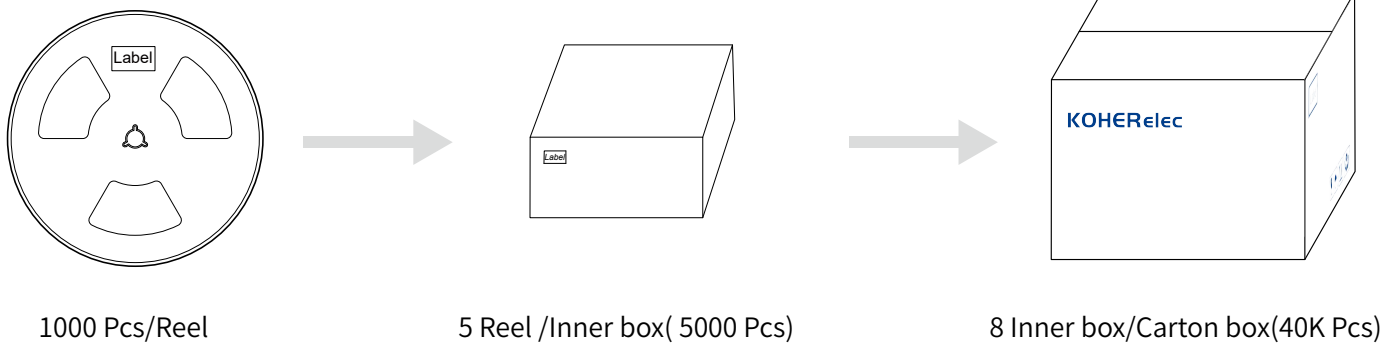
Product Marking:

Marking	Dot+Printing (Impedance)
---------	--------------------------

Reel Dimension: [mm]



Packaging Quantity:



Cautions and Warnings:

Storage Conditions:

- The storage period is within 12 months after the completion of production. Be sure to follow the storage conditions (temperature: -5 to 35°C, humidity: 75% RH Max).If the storage period elapses, the soldering of the terminal electrodes may deteriorate.The warranty period is one year.
- Product should not be exposed to environment with high temperature, high humidity, dust, corrosive gas and etc.
- Products should be handled with care to avoid damage or contamination from perspiration and skin oils.
- Please always handle products carefully to prevent any damage caused by dropping down or inappropriate removing.

Operation Instructions:

- Self heating (temperature increase) occurs when the power is turned ON, so the tolerance should be sufficient for the set thermal design.
- Before soldering, be sure to preheat components.The preheating temperature should be set so that the temperature difference between the solder temperature and chip temperature does not exceed 150°C.
- Soldering corrections after mounting should be within the range of the conditions determined in the specifications.If overheated, a short circuit, performance deterioration, or lifespan shortening may occur.
- Generally, Koher might not be familiar with either customer's specific application or actual requests as customer does.As a result customer shall be responsible for checking and confirming whether Koher product with the performance described in the product specification is suitable for using in customer's particular application or not.